


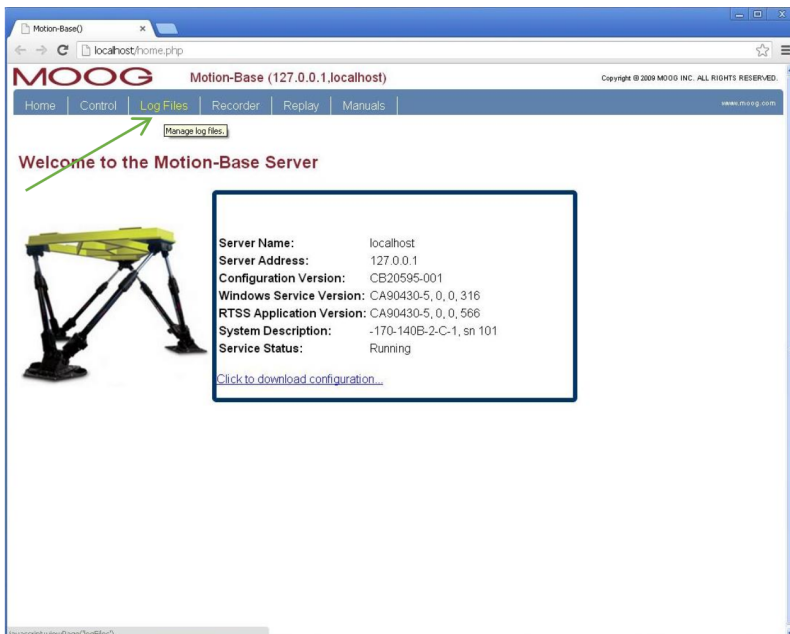
## RETRIEVING MOOG LOG FILES

In order to get the LOG files from the MOOG computer you have to follow the next steps:

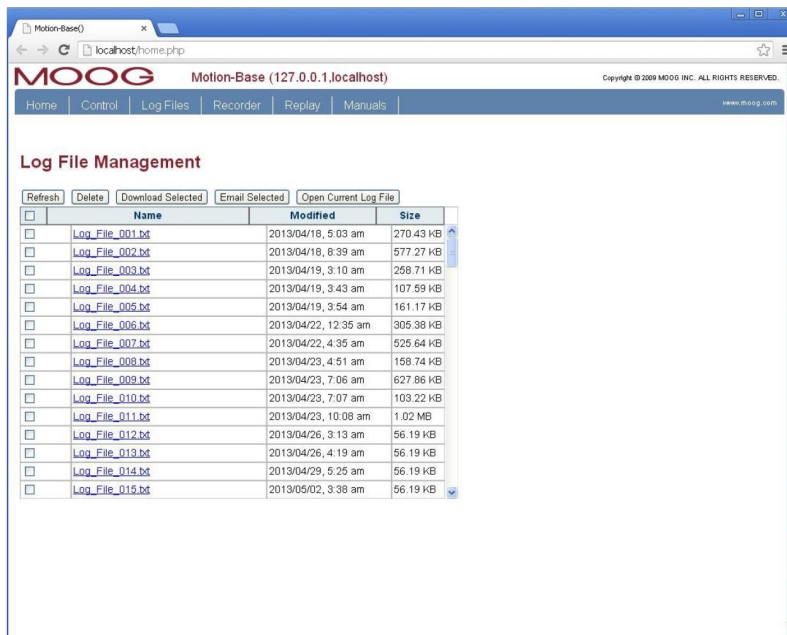
In the windows screen open the “MOOG Motion Base Graphical User Interface”.



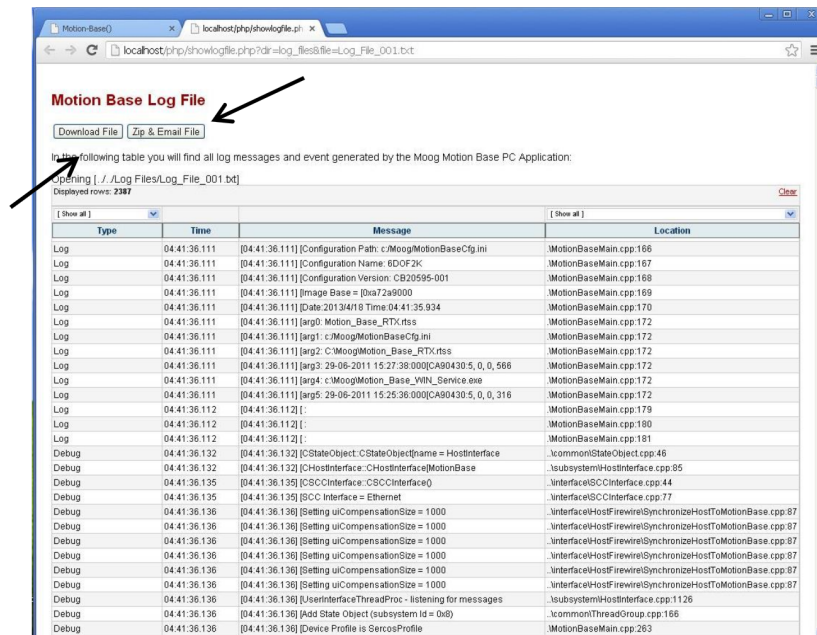
In the tab of the “MOOG Motion Base Graphical User Interface” you will find a heading called “Log Files”. If you click on this heading you will enter the “Log file Management” menu.



The “Log File Management” menu displays the log files that have been made. The Log Files are all dated so you can find the most recent Log File by looking at the date.



When you click on one of the Log Files you will get the following screen “Motion Base Log File”.



In this menu you can choose to either download the log file or, zip and email the Log File. When you download the Log File it will be saved on the following location: C:\Documents and settings\administrator\My Documents\Downloads\Log.Files.zip.

When you have saved this Log File you can send this to us, so we can see what happened.